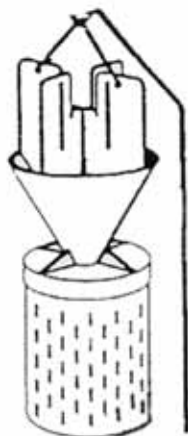


# ORIENTAL BEETLE TRAP KIT

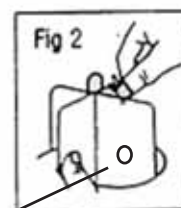


## TO INSTALL ORIENTAL BEETLE LURE

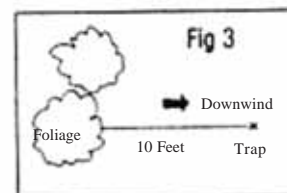
Remove lure from package. Using forceps, tweezers, or a disposable glove, place lure into hole on trap top. Replace lure every 4-6 weeks.

**PLACEMENT:** To be most effective, the trap should be located about 10 feet downwind of foliage to intercept beetles heading toward it. (Figure 3). Do not place the trap near or in the foliage as it will attract more beetles into the foliage. (Experience has shown that a height of about 3 1/2 to 4 feet intercepts large numbers of beetles). Traps work better in bright, open areas rather than shade.

**MAINTENANCE:** Inspect trap periodically. Empty the cage when it is about half full of beetles. The air holes in the container will reduce the odor of dead and dying beetles. If the odor grows too strong, the odor could lessen the effectiveness of the lure. To kill beetles, immerse cage in water. Dead beetles may then be placed in garbage or buried.



Place lure in this hole.



Distributed by:

Great Lakes IPM, Inc.  
10220 Church Rd NE  
Vestaburg MI 48891

989-268-5693  
800-235-0286  
FAX: 989-268-5311

Web site: [www.greatlakesipm.com](http://www.greatlakesipm.com)  
E-Mail: [glipm@greatlakesipm.com](mailto:glipm@greatlakesipm.com)