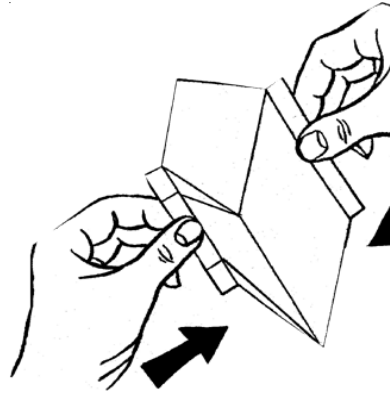


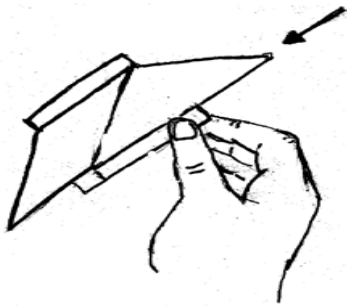
 **GREAT LAKES**



GREAT LAKES IPM, INC.  
10220 Church Rd NE  
Vestaburg MI 48891  
989-268-5693  
Email: [glimp@greatlakesipm.com](mailto:glimp@greatlakesipm.com)

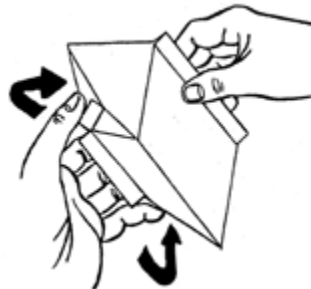


Hold trap at top with one hand and grasp bottom with other hand and pull apart.

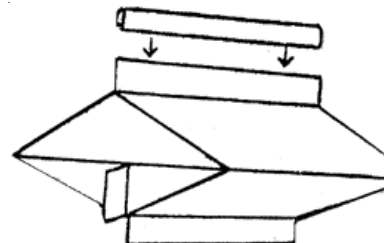


Align bottom edge in a straight line. Grasp end tab and move upward just enough to break crease. Repeat on other side.

Once crease is made, squeeze ends in with fingers and thumb while pulling bottom down at crease. Do not over extend.



Pull downward on trap bottom to set side creases, otherwise side panels may pop out allowing bottom to drop.



Remove lure from foil packet. Drop in bottom of the trap making sure lure is placed on its side.